
P N Daly Limited

Annual Report and Financial Statements

For the year ended 30 September 2017

FRIDAY



A780601S

A09

22/06/2018

#345

COMPANIES HOUSE

P N Daly Limited

Company Information

Directors	P N Daly J A Daly F P Daly N D Price F A Daly P J Daly S F Daly (appointed 9 May 2018)
Company secretary	J A Daly
Registered number	00871763
Registered office	Butterworth Hall Works Charles Lane Milnrow Rochdale Lancashire OL16 3PA
Independent auditors	Hurst & Company Accountants LLP Chartered Accountants & Statutory Auditors Lancashire Gate 21 Tiviot Dale Stockport Cheshire SK1 1TD
Bankers	National Westminster Bank PLC Town Hall Square Rochdale Lancashire OL16 1LL

P N Daly Limited

Contents

	Page
Strategic report	1 - 2
<i>Directors' report</i>	3 - 4
Independent auditors' report	5 - 7
Statement of comprehensive income	8
Statement of financial position	9
Statement of changes in equity	10
Statement of cash flows	11
Notes to the financial statements	12 - 24

**Strategic Report
For the year ended 30 September 2017**

Introduction

The directors present the Strategic Report for the year ended 30 September 2017.

Business review

During the year the company turnover increased by 21% to £39.2m.

At the year end the company had shareholders' funds of £16.3m compared to £13.5m the previous year. The directors believe the company's position to be satisfactory with net current assets of £15.7m.

Matters of strategic importance

The business continues to focus on providing innovative solutions and a first class service to its customer base.

Financial key performance indicators

The directors monitor performance through production of detailed management accounts that cover all trading divisions in the company and comparison to actual performances against prior year and expectations.

Key performance indicators:

	2017	2016
	£m	£m
Turnover	39.2	32.0
Operating profit	3.2	1.0
Net current assets	15.7	13.0

The directors are satisfied with the performance of the business during the year. The business continued to be profitable and cash generative.

Principal risks and uncertainties

The company's major customers are concentrated in the civil engineering and utilities markets. General uncertainties can arise through economic conditions and expenditure on capital projects. The market remains competitive.

The directors carry out a regular review of the risk environment in which the company operates. The board believes that the company has adequate procedures and processes in place to ensure that these risks are monitored and managed appropriately. The main areas of risk identified by the board are:

Internal control risk:

The board regularly reviews the system of internal controls, both financial and non-financial, operated by the company. These include controls designed to ensure that the company's assets are safeguarded and that proper accounting records are maintained.


The company finances its operations through a mixture of retained profits and loans from the directors. The management's objectives are to:

- retain sufficient liquid funds to enable it to meet its day to day obligations as they fall due whilst maximising returns on surplus working capital;
- match the repayment schedule of any external borrowings or overdrafts with the expected future cash flows expected to arise from the company's trading activities.

P N Daly Limited

Strategic Report (continued)
For the year ended 30 September 2017

This report was approved by the board and signed on its behalf.

A handwritten signature in black ink, appearing to read 'J A Daly', is written over a horizontal dotted line.

J A Daly
Secretary

Date: 19/6/18

P N Daly Limited

Directors' Report For the year ended 30 September 2017

The directors present their report and the financial statements for the year ended 30 September 2017.

Directors' responsibilities statement

The directors are responsible for preparing the strategic report, the directors' report and the financial statements in accordance with applicable law and regulations.

Company law requires the directors to prepare financial statements for each financial year. Under that law the directors have elected to prepare the financial statements in accordance with applicable law and United Kingdom Accounting Standards (United Kingdom Generally Accepted Accounting Practice), including Financial Reporting Standard 102 'The Financial Reporting Standard applicable in the UK and Republic of Ireland'. Under company law the directors must not approve the financial statements unless they are satisfied that they give a true and fair view of the state of affairs of the company and of the profit or loss of the company for that period.

In preparing these financial statements, the directors are required to:

- select suitable accounting policies for the company's financial statements and then apply them consistently;
- make judgments and accounting estimates that are reasonable and prudent;
- state whether applicable UK Accounting Standards have been followed, subject to any material departures disclosed and explained in the financial statements;
- prepare the financial statements on the going concern basis unless it is inappropriate to presume that the company will continue in business.

The directors are responsible for keeping adequate accounting records that are sufficient to show and explain the company's transactions and disclose with reasonable accuracy at any time the financial position of the company and to enable them to ensure that the financial statements comply with the Companies Act 2006. They are also responsible for safeguarding the assets of the company and hence for taking reasonable steps for the prevention and detection of fraud and other irregularities.

Results and dividends

The profit for the year, after taxation, amounted to £2,751,506 (2016 - £985,179).

Dividends paid during the year amounted to £nil (2016: £nil).

The directors do not recommend payment of a final dividend.

Directors

The directors who served during the year were:

P N Daly
J A Daly
F P Daly
C P Foynes (resigned 14 March 2018)
N D Price
F A Daly
P J Daly

Donations

During the year the company made donations to various charities, totalling £11,215 (2016: £9,144).

P N Daly Limited

Directors' Report (continued)
For the year ended 30 September 2017

Future developments

Future developments in the company's business are detailed in the strategic report.

Research and development activities

The company continues to conduct research and development activities to develop innovative solutions in undertaking its activities.

Employee involvement

The company places considerable value on the involvement of its employees and has continued its existing practice of keeping them informed on matters affecting them as employees and on various matters affecting the performance of the company.

Disabled employees

Disabled persons are employed by the company when they appear to be suited to a particular vacancy. Where an existing employee becomes disabled every effort is made to continue to provide suitable employment, either in the same or in an alternative position.

Disclosure of information to auditors

Each of the persons who are directors at the time when this directors' report is approved has confirmed that:

- so far as the director is aware, there is no relevant audit information of which the company's auditors are unaware, and
- the director has taken all the steps that ought to have been taken as a director in order to be aware of any relevant audit information and to establish that the company's auditors are aware of that information.


Post balance sheet events

There have been no significant events affecting the company since the year end.

Auditors

The auditors, Hurst & Company Accountants LLP, will be proposed for reappointment in accordance with section 485 of the Companies Act 2006.

This report was approved by the board and signed on its behalf.



J A Daly
Secretary

Date: 19/6/18

Independent Auditors' Report to the Shareholders of P N Daly Limited

Opinion

We have audited the financial statements of P N Daly Limited (the 'company') for the year ended 30 September 2017, which comprise the statement of comprehensive income, the statement of financial position, the statement of cash flows, the statement of changes in equity and the related notes, including a summary of significant accounting policies. The financial reporting framework that has been applied in their preparation is applicable law and United Kingdom Accounting Standards, including Financial Reporting Standard 102 'The Financial Reporting Standard applicable in the UK and Republic of Ireland' (United Kingdom Generally Accepted Accounting Practice).

This report is made solely to the company's members, as a body, in accordance with Chapter 3 of Part 16 of the Companies Act 2006. Our audit work has been undertaken so that we might state to the company's members those matters we are required to state to them in an auditors' report and for no other purpose. To the fullest extent permitted by law, we do not accept or assume responsibility to anyone other than the company and the company's members, as a body, for our audit work, for this report, or for the opinions we have formed.

In our opinion the financial statements:

- give a true and fair view of the state of the company's affairs as at 30 September 2017 and of its profit for the year then ended;
- have been properly prepared in accordance with United Kingdom Generally Accepted Accounting Practice; and
- have been prepared in accordance with the requirements of the Companies Act 2006.

Basis for opinion

We conducted our audit in accordance with International Standards on Auditing (UK) (ISAs (UK)) and applicable law. Our responsibilities under those standards are further described in the Auditors' responsibilities for the audit of the financial statements section of our report. We are independent of the company in accordance with the ethical requirements that are relevant to our audit of the financial statements in the United Kingdom, including the Financial Reporting Council's Ethical Standard, and we have fulfilled our other ethical responsibilities in accordance with these requirements. We believe that the audit evidence we have obtained is sufficient and appropriate to provide a basis for our opinion.

Conclusions relating to going concern

We have nothing to report in respect of the following matters in relation to which the ISAs (UK) require us to report to you where:

- the directors' use of the going concern basis of accounting in the preparation of the financial statements is not appropriate; or
- the directors have not disclosed in the financial statements any identified material uncertainties that may cast significant doubt about the company's ability to continue to adopt the going concern basis of accounting for a period of at least twelve months from the date when the financial statements are authorised for issue.

Other information

The directors are responsible for the other information. The other information comprises the information included in the annual report, other than the financial statements and our auditors' report thereon. Our opinion on the financial statements does not cover the other information and, except to the extent otherwise explicitly stated in our report, we do not express any form of assurance conclusion thereon.

Independent Auditors' Report to the Shareholders of P N Daly Limited (continued)

In connection with our audit of the financial statements, our responsibility is to read the other information and, in doing so, consider whether the other information is materially inconsistent with the financial statements or our knowledge obtained in the audit or otherwise appears to be materially misstated. If we identify such material inconsistencies or apparent material misstatements, we are required to determine whether there is a material misstatement in the financial statements or a material misstatement of the other information. If, based on the work we have performed, we conclude that there is a material misstatement of this other information, we are required to report that fact.

We have nothing to report in this regard.

Opinion on other matters prescribed by the Companies Act 2006

In our opinion, based on the work undertaken in the course of the audit:

- the information given in the strategic report and the directors' report for the financial year for which the financial statements are prepared is consistent with the financial statements; and
- the strategic report and the directors' report have been prepared in accordance with applicable legal requirements.

Matters on which we are required to report by exception

In the light of the knowledge and understanding of the company and its environment obtained in the course of the audit, we have not identified material misstatements in the strategic report or the directors' report.

We have nothing to report in respect of the following matters in relation to which the Companies Act 2006 requires us to report to you if, in our opinion:

- adequate accounting records have not been kept, or returns adequate for our audit have not been received from branches not visited by us; or
- the financial statements are not in agreement with the accounting records and returns; or
- certain disclosures of directors' remuneration specified by law are not made; or
- we have not received all the information and explanations we require for our audit.

Responsibilities of directors

As explained more fully in the directors' responsibilities statement on page 3, the directors are responsible for the preparation of the financial statements and for being satisfied that they give a true and fair view, and for such internal control as the directors determine is necessary to enable the preparation of financial statements that are free from material misstatement, whether due to fraud or error.

In preparing the financial statements, the directors are responsible for assessing the company's ability to continue as a going concern, disclosing, as applicable, matters related to going concern and using the going concern basis of accounting unless the directors either intend to liquidate the company or to cease operations, or have no realistic alternative but to do so.

P N Daly Limited

Independent Auditors' Report to the Shareholders of P N Daly Limited (continued)

Auditors' responsibilities for the audit of the financial statements

Our objectives are to obtain reasonable assurance about whether the financial statements as a whole are free from material misstatement, whether due to fraud or error, and to issue an auditors' report that includes our opinion. Reasonable assurance is a high level of assurance, but is not a guarantee that an audit conducted in accordance with ISAs (UK) will always detect a material misstatement when it exists. Misstatements can arise from fraud or error and are considered material if, individually or in the aggregate, they could reasonably be expected to influence the economic decisions of users taken on the basis of these financial statements.

A further description of our responsibilities for the audit of the financial statements is located on the Financial Reporting Council's website at: www.frc.org.uk/auditorsresponsibilities. This description forms part of our auditors' report.

Hurst & Company Accountants LLP

Anthony Woodings (senior statutory auditor)
for and on behalf of

Hurst & Company Accountants LLP

Chartered Accountants

Statutory Auditors

Lancashire Gate

21 Tiviot Dale

Stockport

Cheshire

SK1 1TD

Date: 201612018

P N Daly Limited

**Statement of Comprehensive Income
For the year ended 30 September 2017**

	Note	2017 £	2016 £
Turnover	4	39,223,954	32,033,854
Cost of sales		(32,343,914)	(27,456,278)
Gross profit		6,880,040	4,577,576
Administrative expenses		(3,819,687)	(3,558,728)
Other operating income	5	170,892	-
Operating profit	6	3,231,245	1,018,848
Interest receivable and similar income	10	137,419	163,086
Interest payable and expenses	11	(8,621)	(13,908)
Profit before tax		3,360,043	1,168,026
Tax on profit	12	(608,537)	(182,847)
Profit for the financial year		2,751,506	985,179

There was no other comprehensive income for 2017 (2016:£NIL).


The notes on pages 12 to 24 form part of these financial statements.

P N Daly Limited
Registered number: 00871763

Statement of Financial Position
As at 30 September 2017

	Note	2017 £	2016 £
Fixed assets			
Tangible assets	13	707,493	699,839
Current assets			
Stocks	14	48,000	48,000
Debtors: amounts falling due within one year	15	9,402,781	7,210,283
Current asset investments	16	12,016,845	14,516,197
Cash at bank and in hand	17	5,976,524	3,026,300
		<u>27,444,150</u>	<u>24,800,780</u>
Creditors: amounts falling due within one year	18	(11,699,252)	(11,799,734)
Net current assets		<u>15,744,898</u>	<u>13,001,046</u>
Total assets less current liabilities		<u>16,452,391</u>	<u>13,700,885</u>
Provisions for liabilities			
Other provisions		(203,000)	(203,000)
Net assets		<u><u>16,249,391</u></u>	<u><u>13,497,885</u></u>
Capital and reserves			
Called up share capital	22	671	671
Capital redemption reserve	23	429	429
Profit and loss account	23	16,248,291	13,496,785
Shareholders' funds		<u><u>16,249,391</u></u>	<u><u>13,497,885</u></u>

The financial statements were approved and authorised for issue by the board and were signed on its behalf by:



P N Daly
 Director

Date: 19/6/18

The notes on pages 12 to 24 form part of these financial statements.

P N Daly Limited

**Statement of Changes in Equity
For the year ended 30 September 2017**

	Called up share capital	Capital redemption reserve	Profit and loss account	Total equity
	£	£	£	£
At 1 October 2015	671	429	12,511,606	12,512,706
Comprehensive income for the year				
Profit for the year	-	-	985,179	985,179
At 1 October 2016	671	429	13,496,785	13,497,885
Comprehensive income for the year				
Profit for the year	-	-	2,751,506	2,751,506
At 30 September 2017	671	429	16,248,291	16,249,391

P N Daly Limited

Statement of Cash Flows
For the year ended 30 September 2017

	2017 £	2016 £
Cash flows from operating activities		
Profit for the financial year	2,751,506	985,179
Adjustments for:		
Depreciation of tangible assets	326,620	271,764
Loss on disposal of tangible assets	(5,856)	(5,851)
Interest paid	8,621	13,908
Interest received	(137,419)	(163,086)
Taxation charge	608,537	182,847
(Increase) in debtors	(2,186,366)	(263,691)
(Decrease)/increase in creditors	(730,685)	591,203
Increase/(decrease) in provisions	-	(220,974)
Corporation tax received/(paid)	15,535	(995,937)
Net cash generated from operating activities	650,493	395,362
Cash flows from investing activities		
Purchase of tangible fixed assets	(370,649)	(552,583)
Sale of tangible fixed assets	42,231	26,940
Management of liquid resources	2,499,351	1,989,412
Interest received	137,419	163,086
Net cash from investing activities	2,308,352	1,626,855
Cash flows from financing activities		
Loans due from/(repaid to) directors	-	(18,455)
Interest paid	(8,621)	(13,908)
Net cash used in financing activities	(8,621)	(32,363)
Net increase in cash and cash equivalents	2,950,224	1,989,854
Cash and cash equivalents at beginning of year	3,026,300	1,036,446
Cash and cash equivalents at the end of year	5,976,524	3,026,300
Cash and cash equivalents at the end of year comprise:		
Cash at bank and in hand	5,976,524	3,026,300

Notes to the Financial Statements
For the year ended 30 September 2017

1. General information

P N Daly Limited is a private company limited by share capital incorporated in England, number 00871763. The address of the registered office and principal place of business is Butterworth Hall Works, Charles Lane, Milnrow, Rochdale, OL16 3PA.

The nature of the company's operation and its principal activity is that of civil engineering contractors.

2. Accounting policies

2.1 Basis of preparation of financial statements

The financial statements have been prepared under the historical cost convention and in accordance with Financial Reporting Standard 102, the Financial Reporting Standard applicable in the UK and the Republic of Ireland and the Companies Act 2006.

The preparation of financial statements in compliance with FRS 102 requires the use of certain critical accounting estimates. It also requires management to exercise judgement in applying the company's accounting policies (see note 3).

Functional and presentation currency

The company's functional and presentational currency is GBP.

The following principal accounting policies have been applied:

2.2 Revenue

Revenue is recognised to the extent that it is probable that the economic benefits will flow to the company and the revenue can be reliably measured. Revenue is measured as the fair value of the consideration received or receivable, excluding discounts, rebates, value added tax and other sales taxes. The following criteria must also be met before revenue is recognised:

Rendering of services

Revenue from a contract to provide services is recognised in the period in which the services are provided in accordance with the stage of completion of the contract when all of the following conditions are satisfied:

- the amount of revenue can be measured reliably;
- it is probable that the company will receive the consideration due under the contract;
- the stage of completion of the contract at the end of the reporting period can be measured reliably; and
- the costs incurred and the costs to complete the contract can be measured reliably.

**Notes to the Financial Statements
For the year ended 30 September 2017**

2. Accounting policies (continued)

2.3 Construction contracts

When the outcome of construction contracts can be estimated reliably, contract revenue and contract costs are recognised as revenue and expenses respectively by reference to the stage of completion at the end of the reporting period.

The stage of completion of contracts in progress is based on surveys of work performed.

Reliable estimation of the outcome of construction contracts requires reliable estimates of the stage of completion, future costs and collectability of billings.

When the outcome of a construction contract cannot be estimated reliably, revenue is only recognised to the extent of contract costs incurred that it is probable will be recoverable.

When it is probable that total contract costs will exceed total contract revenue on a construction contract, the expected loss is recognised as an expense immediately, with a corresponding provision for an onerous contract.

Revenue in respect of variations to contracts and incentive payments is recognised when it is probable it will be agreed by the customer.

2.4 Tangible fixed assets

Tangible fixed assets under the cost model are stated at historical cost less accumulated depreciation and any accumulated impairment losses. Historical cost includes expenditure that is directly attributable to bringing the asset to the location and condition necessary for it to be capable of operating in the manner intended by management.

Depreciation is charged so as to allocate the cost of assets less their residual value over their estimated useful lives, .

Depreciation is provided on the following basis:

Plant and machinery	-	35% per annum on written down value
Motor vehicles	-	35% per annum on written down value
Fixtures and fittings	-	10% per annum on written down value
Computer equipment	-	25% per annum on cost

The assets' residual values, useful lives and depreciation methods are reviewed, and adjusted prospectively if appropriate, or if there is an indication of a significant change since the last reporting date.

Gains and losses on disposals are determined by comparing the proceeds with the carrying amount and are recognised in the statement of comprehensive income.

2.5 Stocks

Stocks and work in progress are valued at the lower of cost and net realisable value after making due allowance for obsolete and slow moving stocks. Cost includes all direct costs and an appropriate proportion of fixed and variable overheads.

Notes to the Financial Statements
For the year ended 30 September 2017

2. Accounting policies (continued)

2.6 Cash and cash equivalents

Cash is represented by cash in hand and deposits with financial institutions repayable without penalty on notice of not more than 24 hours. Cash equivalents are highly liquid investments that mature in no more than three months from the date of acquisition and that are readily convertible to known amounts of cash with insignificant risk of change in value.

In the statement of cash flows, cash and cash equivalents are shown net of bank overdrafts that are repayable on demand and form an integral part of the company's cash management.

2.7 Financial instruments

The company only enters into basic financial instruments transactions that result in the recognition of financial assets and liabilities like trade and other debtors and creditors.

Debt instruments that are payable or receivable within one year, typically trade debtors and creditors, are measured, initially and subsequently, at the undiscounted amount of the cash or other consideration expected to be paid or received.

Financial assets that are measured at cost and amortised cost are assessed at the end of each reporting period for objective evidence of impairment. If objective evidence of impairment is found, an impairment loss is recognised in the statement of comprehensive income.

For financial assets measured at amortised cost, the impairment loss is measured as the difference between an asset's carrying amount and the present value of estimated cash flows discounted at the asset's original effective interest rate. If a financial asset has a variable interest rate, the discount rate for measuring any impairment loss is the current effective interest rate determined under the contract.

For financial assets measured at cost less impairment, the impairment loss is measured as the difference between an asset's carrying amount and best estimate, which is an approximation of the amount that the company would receive for the asset if it were to be sold at the reporting date.

Financial assets and liabilities are offset and the net amount reported in the statement of financial position when there is an enforceable right to set off the recognised amounts and there is an intention to settle on a net basis or to realise the asset and settle the liability simultaneously.

2.8 Operating leases: the company as lessee

Rentals paid under operating leases are charged to the statement of comprehensive income on a straight line basis over the lease term.

2.9 Pensions

Defined contribution pension plan

The company operates a defined contribution plan for its employees. A defined contribution plan is a pension plan under which the company pays fixed contributions into a separate entity. Once the contributions have been paid the company has no further payment obligations.

The contributions are recognised as an expense in the statement of comprehensive income when they fall due. Amounts not paid are shown in accruals as a liability in the statement of financial position. The assets of the plan are held separately from the company in independently administered funds.

**Notes to the Financial Statements
For the year ended 30 September 2017**

2. Accounting policies (continued)

2.10 Provisions for liabilities

Provisions are made where an event has taken place that gives the company a legal or constructive obligation that probably requires settlement by a transfer of economic benefit, and a reliable estimate can be made of the amount of the obligation.

Provisions are charged as an expense to the statement of comprehensive income in the year that the company becomes aware of the obligation, and are measured at the best estimate at the statement of financial position date of the expenditure required to settle the obligation, taking into account relevant risks and uncertainties.

When payments are eventually made, they are charged to the provision carried in the statement of financial position.

2.11 Current and deferred taxation

The tax expense for the year comprises current and deferred tax. Tax is recognised in the statement of comprehensive income, except that a charge attributable to an item of income and expense recognised as other comprehensive income or to an item recognised directly in equity is also recognised in other comprehensive income or directly in equity respectively.

The current income tax charge is calculated on the basis of tax rates and laws that have been enacted or substantively enacted by the reporting date in the countries where the company operates and generates income.

Deferred tax balances are recognised in respect of all timing differences that have originated but not reversed by the statement of financial position date, except that:

- The recognition of deferred tax assets is limited to the extent that it is probable that they will be recovered against the reversal of deferred tax liabilities or other future taxable profits; and
- Any deferred tax balances are reversed if and when all conditions for retaining associated tax allowances have been met.

Deferred tax balances are not recognised in respect of permanent differences except in respect of business combinations, when deferred tax is recognised on the differences between the fair values of assets acquired and the future tax deductions available for them and the differences between the fair values of liabilities acquired and the amount that will be assessed for tax. Deferred tax is determined using tax rates and laws that have been enacted or substantively enacted by the reporting date.

2.12 Research and development

Research and development expenditure is written off in the year in which it is incurred.

Notes to the Financial Statements
For the year ended 30 September 2017

3. Judgements in applying accounting policies and key sources of estimation uncertainty

Preparation of the financial statements requires management to make significant judgements and estimates that affect amounts recognised for assets and liabilities at the reporting date and the amounts of revenue and expenses incurred during the reporting period. Actual outcomes may differ from these judgements, estimates and assumptions. The judgements, estimates and assumptions that have the most significant effect on the carrying value of assets and liabilities of the company are discussed below.

Revenue and margin recognition

The company's revenue recognition and margin recognition policies, which are set out in notes 2.2 and 2.3, are central to how the company values the work it has carried out in each financial year. These policies require forecasts to be made of the outcomes of construction contracts, which require assessments and judgements to be made. The company reviews and, when necessary, revises the estimates of revenue and costs as the contract progresses.

Provisions

Provisions are liabilities of uncertain timing or amount and therefore making a reliable estimate of the quantum and timing of liabilities judgement is applied and re-evaluated at each reporting date. The company recognised provisions at 30 September 2017 of £203,000 (2016: £203,000).

Recoverable value of trade debtors

The recoverability of trade debtors is regularly reviewed in the light of the available economic information specific to each debtor and specific provisions are recognised for balances considered to be at risk or irrecoverable. Full provision is made for balances unpaid which are greater than six months old.

Tangible fixed assets

The management of the company exercises judgement in estimating the useful life of property, plant and equipment.

4. Turnover

An analysis of turnover by class of business is as follows:

	2017 £	2016 £
Revenue receivable on services performed	20,335,204	14,536,203
Revenue receivable on construction contracts	18,888,750	17,497,651
	<u>39,223,954</u>	<u>32,033,854</u>

All turnover arose within the United Kingdom.

P N Daly Limited

**Notes to the Financial Statements
For the year ended 30 September 2017**

5. Other operating income

	2017	2016
	£	£
Other operating income	170,892	-

6. Operating profit

The operating profit is stated after charging:

	2017	2016
	£	£
Research & development charged as an expense	220,421	210,897
Depreciation of tangible fixed assets	326,620	271,764
(Profit)/Loss on disposal of fixed assets	(5,856)	2,391
Other operating lease rentals	62,500	40,000

7. Auditors' remuneration

	2017	2016
	£	£
Fees payable to the company's auditor and its associates for the audit of the company's annual financial statements	30,000	30,000
Fees payable to the company's auditor and its associates in respect of:		
Taxation compliance services	3,750	3,750

P N Daly Limited

**Notes to the Financial Statements
For the year ended 30 September 2017**

8. Employees

Staff costs, including directors' remuneration, were as follows:

	2017 £	2016 £
Wages and salaries	14,524,991	11,482,769
Social security costs	1,296,607	1,033,753
Cost of defined contribution scheme	464,645	305,439
	<u>16,286,243</u>	<u>12,821,961</u>

The average monthly number of employees, including the directors, during the year was as follows:

	2017 No.	2016 No.
Number of production staff	387	246
Number of administrative staff	162	147
	<u>549</u>	<u>393</u>

9. Directors' remuneration

	2017 £	2016 £
Directors' emoluments	1,475,735	1,472,065
Company contributions to defined contribution pension schemes	26,214	50,089
	<u>1,501,949</u>	<u>1,522,154</u>

During the year retirement benefits were accruing to 5 directors (2016 - 4) in respect of defined contribution pension schemes.

The highest paid director received remuneration of £501,784 (2016 - £501,672).

The value of the company's contributions paid to a defined contribution pension scheme in respect of the highest paid director amounted to £381 (2016 - £363).

10. Interest receivable

	2017 £	2016 £
Other interest receivable	<u>137,419</u>	<u>163,086</u>

P N Daly Limited

**Notes to the Financial Statements
For the year ended 30 September 2017**

11. Interest payable and similar charges

	2017 £	2016 £
Other loan interest payable	8,621	9,845
Other interest payable	-	4,063
	<u>8,621</u>	<u>13,908</u>

12. Taxation

	2017 £	2016 £
Corporation tax		
Current tax on profits for the year	630,204	176,548
Adjustments in respect of previous periods	888	-
Total current tax	<u>631,092</u>	<u>176,548</u>
Deferred tax		
Origination and reversal of timing differences	<u>(22,555)</u>	<u>6,299</u>
Taxation on profit on ordinary activities	<u><u>608,537</u></u>	<u><u>182,847</u></u>

Factors affecting tax charge for the year

The tax assessed for the year is lower than (2016 - *lower than*) the standard rate of corporation tax in the UK of 19% (2016 - 20%). The differences are explained below:

	2017 £	2016 £
Profit on ordinary activities before tax	<u>3,360,043</u>	<u>1,168,026</u>
Profit on ordinary activities multiplied by standard rate of corporation tax in the UK of 19% (2016 - 20%)	638,408	233,605
Effects of:		
Expenses not deductible for tax purposes	4,048	3,286
Adjustments to tax charge in respect of prior periods	888	-
Other timing differences leading to an increase (decrease) in taxation	19,637	789
Research & development tax credit	(54,444)	(54,833)
Total tax charge for the year	<u><u>608,537</u></u>	<u><u>182,847</u></u>

P N Daly Limited

Notes to the Financial Statements
For the year ended 30 September 2017

12. Taxation (continued)

Factors that may affect future tax charges

The UK Government has set the Corporation Tax main rate at 19% for years starting 1 April 2017, 2018 and 2019. At Budget 2016, the government announced a further reduction to the Corporation Tax main rate for the year starting 1 April 2020, setting the rate at 17%.

13. Tangible fixed assets

	Plant and machinery £	Fixtures and fittings £	Motor vehicles £	Equipment £	Total £
Cost or valuation					
At 1 October 2016	1,153,861	147,352	935,263	110,391	2,346,867
Additions	136,270	-	228,760	5,619	370,649
Disposals	(102,435)	-	(222,496)	-	(324,931)
At 30 September 2017	<u>1,187,696</u>	<u>147,352</u>	<u>941,527</u>	<u>116,010</u>	<u>2,392,585</u>
Depreciation					
At 1 October 2016	856,446	126,850	570,330	93,402	1,647,028
Charge for the year	146,482	2,050	171,363	6,725	326,620
Disposals	(95,214)	-	(193,342)	-	(288,556)
At 30 September 2017	<u>907,714</u>	<u>128,900</u>	<u>548,351</u>	<u>100,127</u>	<u>1,685,092</u>
Net book value					
At 30 September 2017	<u>279,982</u>	<u>18,452</u>	<u>393,176</u>	<u>15,883</u>	<u>707,493</u>
At 30 September 2016	<u>297,415</u>	<u>20,502</u>	<u>364,933</u>	<u>16,989</u>	<u>699,839</u>

14. Stocks

	2017 £	2016 £
Raw materials	<u>48,000</u>	<u>48,000</u>

P N Daly Limited

**Notes to the Financial Statements
For the year ended 30 September 2017**

15. Debtors

	2017	2016
	£	£
Trade debtors	7,455,798	5,386,491
Other debtors	32,390	39,365
Prepayments and accrued income	416,088	310,691
Amounts recoverable on long term contracts	1,428,014	1,425,800
Deferred taxation	70,491	47,936
	<u>9,402,781</u>	<u>7,210,283</u>

An impairment loss of £278,601 (2016: £121,940) was recognised against trade debtors.

16. Current asset investments

	2017	2016
	£	£
Bank deposits	<u>12,016,845</u>	<u>14,516,197</u>

Current asset investments comprise fixed rate deposits with UK clearing banks available with varying degrees of notice.

17. Cash and cash equivalents

	2017	2016
	£	£
Cash at bank and in hand	<u>5,976,524</u>	<u>3,026,300</u>

P N Daly Limited

**Notes to the Financial Statements
For the year ended 30 September 2017**

18. Creditors: Amounts falling due within one year

	2017 £	2016 £
Payments received on account	1,160,956	1,059,020
Trade creditors	3,456,078	3,840,906
Corporation tax	630,204	-
Other taxation and social security	761,885	557,778
Other creditors	276,579	1,498,979
Accruals and deferred income	5,413,550	4,843,051
	<u>11,699,252</u>	<u>11,799,734</u>

Included in other creditors are directors loans of £265,261 (2016: £265,261) which are secured by way of debenture on the assets of the company. These loans bear interest at 3% above the base rate of National Westminster Bank plc.

19. Financial instruments

	2017 £	2016 £
Financial assets		
Financial assets that are debt instruments measured at amortised cost	<u>8,916,202</u>	<u>6,851,656</u>
Financial liabilities		
Financial liabilities measured at amortised cost	<u>10,030,584</u>	<u>9,742,977</u>

Financial assets measured at amortised cost comprise trade debtors, other debtors and amounts recoverable on long term contracts.

Financial liabilities measured at amortised cost comprise payments received on account, trade creditors and accruals.

20. Deferred taxation

	2017 £	2016 £
At beginning of year	47,936	54,235
Charged to profit or loss	22,555	(6,299)
At end of year	<u>70,491</u>	<u>47,936</u>

P N Daly Limited

**Notes to the Financial Statements
For the year ended 30 September 2017**

20. Deferred taxation (continued)

The deferred tax asset is made up as follows:

	2017	2016
	£	£
Accelerated depreciation/(capital allowances)	1,338	(191)
Other timing differences	69,153	48,127
	70,491	47,936

21. Provisions

	Contract provisions £
At 1 October 2016	203,000
At 30 September 2017	203,000

The contract provisions noted above comprise estimated costs in respect of contractual commitments at the balance sheet date.

22. Share capital

	2017	2016
	£	£
Shares classified as equity		
Allotted, called up and fully paid		
610 Ordinary shares of £1 each	610	610
61 Deferred ordinary shares of £1 each	61	61
	671	671

Deferred ordinary shares carry no voting rights. The shares are entitled to an annual dividend at the discretion of the directors, subject to a maximum of 0.5% of the amount paid up on each share. Otherwise, the shares carry no additional rights in the company's profits or assets.

**Notes to the Financial Statements
For the year ended 30 September 2017**

23. Reserves

Capital redemption reserve

The capital redemption reserve is a non-distributable reserve into which amounts are transferred following the redemption or purchase of a company's own shares.

Profit and loss account

The profit and loss account includes all current and prior period retained profits and losses.

24. Pension commitments

The company operates a defined contributions pension scheme. The assets of the scheme are held separately from those of the company in an independently administered fund. The pension cost charge represents contributions payable by the company to the fund and amounted to £464,645 (2016: £305,439). Contributions totalling £363,962 (2016: £240,637) were payable to the fund at the balance sheet date and are included in creditors.

25. Transactions with directors

At the year end £3,330 (2016: £7,326) was due from C Foyne to the company. No interest is being charged on the loan which is repayable on demand.

26. Related party transactions

During the year the company paid rent for properties owned by two directors of the company amounting to £62,500 (2016: £40,000). Additionally, the company paid interest at a rate of 3% above bank base rate of £8,621 (2016: £9,845) on the balance of a secured loan made to the company by a director. At 30 September 2017 the company owed that director £265,261 (2016: £265,261).

Key management personnel compensation totalled £1,501,949 (2016: £1,522,154).

27. Controlling party

The company's ultimate controlling party is P N Daly, a director of the company.