

St Giles Copy

ST. GILES HOSPICE  
(LIMITED BY GUARANTEE)

31ST MARCH 2001

REGISTERED CHARITY NO. 509014

Company Number 1430090



**ST. GILES HOSPICE (Limited by Guarantee)**

**COUNCIL OF MANAGEMENT REPORT**  
**FOR THE YEAR ENDED 31ST MARCH 2001**

The council of management present their report for the year ended 31st March 2001.

**PRINCIPAL AIMS**

The Hospice provides a service of skilled compassionate palliative care, primarily to cancer patients for whom cure is unlikely.

**FINANCIAL RESULTS**

The income and expenditure account shows a surplus of £1,278,685 for the year.

**STATEMENT OF COUNCIL OF MANAGEMENT RESPONSIBILITIES**

Company law requires the directors to prepare financial statements for each financial year which give a true and fair view of the state of affairs of the company and of the profit or loss of the company for that period. In preparing those financial statements, the directors are required to


- select suitable accounting policies and then apply them consistently;
- make judgements and estimates that are reasonable and then apply them consistently;
- prepare the financial statements on the going concern basis unless it is inappropriate to presume that the company will continue in business.

The directors are responsible for keeping proper accounting records which disclose with reasonable accuracy at any time the financial position of the company and to enable them to ensure that the financial statements comply with the Companies Act 1985. They are also responsible for safeguarding the assets of the company and hence for taking reasonable steps for the prevention and detection of fraud and other irregularities.

**AUDITORS**

The auditors Burman & Co, will be proposed for re-appointment in accordance with Section 385 of the Companies Act 1985.

Signed on behalf of the Council of Management.



R.M. Horton - Chairman

Dated: 18th July 2001

**ST. GILES HOSPICE (Limited by Guarantee)**

**REPORT OF THE AUDITORS TO THE MEMBERS**

We have audited the financial statements on pages 3 to 15 which have been prepared under the historical cost convention and the accounting policies set out on page 8.

**Respective responsibilities of Council of Management and Auditors**

As described on page 1, the company's council of management is responsible for the preparation of financial statements. It is our responsibility to form an independent opinion, based on our audit, on those statements and to report our opinion to you.

**Basis of Opinion**

We conducted our audit in accordance with Auditing Standards issued by the Auditing Practices Board. An audit includes examination, on a test basis, of evidence relevant to the amounts and disclosures in the financial statements. It also includes an assessment of the significant estimates and judgements made in the preparation of the financial statements, and of whether the accounting policies are appropriate to the company's circumstances, consistently applied and adequately disclosed.

We planned and performed our audit so as to obtain all the information and explanations which we considered necessary in order to provide us with sufficient evidence to give reasonable assurance that the financial statements are free from material misstatements, whether caused by fraud or other irregularity or error. In forming our opinion we also evaluated the overall adequacy of the presentation of information in the financial statements.

**Opinion**

In our opinion the financial statements give a true and fair view of the state of affairs of the charitable company and group as at 31st March 2001 and of its incoming resources and application of resources, including its income and expenditure, in the year then ended and have been properly prepared in accordance with the Companies Act 1985.

BURMAN & CO  
CHARTERED ACCOUNTANTS  
AND REGISTERED AUDITORS

A large, stylized handwritten signature in black ink, likely belonging to a member of the Burman & Co audit firm, is written over the signature line.

REDDITCH  
18th July 2001

**ST. GILES HOSPICE (Limited by Guarantee)**

**CONSOLIDATED STATEMENT OF FINANCIAL ACTIVITIES**  
**FOR THE YEAR ENDED 31ST MARCH 2001**

	Note	Unrestricted Funds £	Restricted Funds £	Endowment Funds £	Total 2001 £	Total 2000 £
<b>Incoming Resources</b>						
Legacies & Donations		1,648,208	240,247	566	1,889,021	1,033,187
Covenants & Gift Aid		47,797			47,797	42,059
Collecting Boxes		51,292			51,292	42,640
Appeal Sales		218,576			218,576	171,477
Fundraising		25,571			25,571	34,865
Give As You Earn		5,100			5,100	7,144
District Health Authorities		981,677			981,677	945,262
Training Unit		5,007			5,007	2,340
Bursaries		5,760			5,760	8,818
Interest and Investment Income		86,045	8,094	34,747	128,886	80,751
Internal Income		11,519			11,519	11,708
Non-Charitable Trading Activities:						
Net Income	3	701,066			701,066	495,651
Net Income from sale of donated goods	4	383,851			383,851	391,738
<b>Total Incoming Resources</b>		<b>4,171,469</b>	<b>248,341</b>	<b>35,313</b>	<b>4,455,123</b>	<b>3,267,640</b>
<b>Resources Expended</b>						
Direct Charitable Expenditure	5	2,469,958	51,181		2,521,139	2,311,280
Fundraising and Publicity	6	134,518			134,518	114,836
Management and Administration	7	288,308		4,879	293,187	278,058
<b>Total Resources Expended</b>		<b>2,892,784</b>	<b>51,181</b>	<b>4,879</b>	<b>2,948,844</b>	<b>2,704,174</b>
<b>Net Incoming Resources</b>		<b>1,278,685</b>	<b>197,160</b>	<b>30,434</b>	<b>1,506,279</b>	<b>563,466</b>
Transfers between Funds		(696,736)	200,000	496,736		
<b>Gains/(losses) on investment assets:</b>						
Realised				(23,056)	(23,056)	35,732
Unrealised				(137,035)	(137,035)	72,014
<b>Net Movement in Funds</b>		<b>581,949</b>	<b>397,160</b>	<b>367,079</b>	<b>1,346,188</b>	<b>671,212</b>
Fund balances brought forward at 1st April 2000		1,293,224	2,557,535	1,234,132	5,084,891	4,413,679
<b>Fund Balances carried forward at 31st March 2001</b>		<b>1,875,173</b>	<b>2,954,695</b>	<b>1,601,211</b>	<b>6,431,079</b>	<b>5,084,891</b>

In accordance with the exemption allowed under s.230 of the Companies Act 1985, as amended, the company's profit and loss account is not separately presented.

ST. GILES HOSPICE (Limited by Guarantee)

CONSOLIDATED SUMMARY INCOME AND EXPENDITURE ACCOUNT  
FOR THE YEAR ENDED 31ST MARCH 2001


	Note	2001 £	2000 £
Gross Income of continuing operations		3,521,584	2,260,780
Non-charitable trading activities:			
net income - covenanted	3	699,943	496,578
- retained		1,123	(927)
Total income of continuing operations		4,222,650	2,756,431
Total expenditure of continuing operations		2,943,965	2,699,307
Net income for the year before transfers and investment asset disposals		1,278,685	57,124
Transfer of Interest		1,697	7,454
Transfer from endowment fund		(498,433)	2,257
Transfer to capital appeal fund		(200,000)	
Net Income for the year before gain on disposal of fixed asset investments		581,949	66,835
(Loss)/Gain on disposal of fixed asset investments		(23,056)	35,732
<b>Net Income for the Year</b>		<b>558,893</b>	<b>102,567</b>

**ST. GILES HOSPICE (Limited by Guarantee)**

**CONSOLIDATED BALANCE SHEET**  
**AS AT 31ST MARCH 2001**

	Note	2001		2000	
		Group £	Company £	Group £	Company £
<b>Fixed Assets</b>					
Tangible Assets	11	2,592,707	2,586,261	2,541,796	2,537,497
Investments	12		4		4
		<u>2,592,707</u>	<u>2,586,265</u>	<u>2,541,796</u>	<u>2,537,501</u>
<b>Fund Deposits</b>					
The Farmers and Butchers Endowment Fund		39,724	39,724	39,158	39,158
Endowment fund		<u>1,061,487</u>	<u>1,061,487</u>	<u>1,194,974</u>	<u>1,194,974</u>
		<u>1,101,211</u>	<u>1,101,211</u>	<u>1,234,132</u>	<u>1,234,132</u>
<b>Current Assets</b>					
Stock		78,002	62,471	69,835	57,479
Debtors	16	317,478	480,240	237,555	388,308
Building Society Deposits		1,858,496	1,858,496	140,666	140,666
Cash at Bank & in Hand		<u>978,241</u>	<u>599,548</u>	<u>1,265,154</u>	<u>934,451</u>
		<u>3,232,217</u>	<u>3,000,755</u>	<u>1,713,210</u>	<u>1,520,904</u>
<b>Creditors (Amounts falling due within one year)</b>	17	(495,056)	(256,760)	(404,247)	(206,131)
<b>Net Current Assets</b>		<u>2,737,161</u>	<u>2,743,995</u>	<u>1,308,963</u>	<u>1,314,773</u>
<b>Total Net Assets</b>		<u>6,431,079</u>	<u>6,431,471</u>	<u>5,084,891</u>	<u>5,086,406</u>
<b>Financed By:-</b>					
The Farmers and Butchers Endowment Fund	13	39,724	39,724	39,158	39,158
Endowment Fund	13	<u>1,561,487</u>	<u>1,561,487</u>	<u>1,194,974</u>	<u>1,194,974</u>
Capital Appeal Fund	14	2,938,037	2,938,037	2,544,895	2,544,895
Other Restricted Funds	14	16,658	16,658	12,640	12,640
Accumulated Fund	18	<u>1,875,173</u>	<u>1,875,565</u>	<u>1,293,224</u>	<u>1,294,739</u>
		<u>6,431,079</u>	<u>6,431,471</u>	<u>5,084,891</u>	<u>5,086,406</u>

Approved by the Council of Management on 18th July 2001. Signed on its behalf by:-

  
R.M. Horton - Chairman

  
D. Platt - Treasurer

ST. GILES HOSPICE (Limited by Guarantee)

CONSOLIDATED CASH FLOW STATEMENT  
FOR THE YEAR ENDED 31ST MARCH 2001

	Note	2001	2000
		£	£
Net Cash Inflow from Operating Activities	(i)	1,341,548	142,163
Investing Activities:-			
Payments to acquire tangible fixed assets less disposals		<u>111,055</u>	<u>148,891</u>
Net Cash Outflow from Investing Activities:-		<u>(111,055)</u>	<u>(148,891)</u>
Net Cash Inflow/(Outflow) before financing		1,230,493	(6,728)
Financing:			
Increase in Farmers and Butchers Endowment Fund		566	8,707
Increase in Capital Appeal Fund		393,142	51,734
Transfer from Capital Appeal Fund		(200,000)	
Increase in Other Restricted Funds		4,018	2,640
Transfer to Endowment Fund		503,264	9,711
Transfer from Unrestricted Fund		<u>(500,000)</u>	
Net Cash Inflow from Financing		<u>200,990</u>	<u>72,792</u>
Increase in Cash and Cash Equivalents	(iii)	<u>1,431,483</u>	<u>66,064</u>

ST. GILES HOSPICE (Limited by Guarantee)

NOTES TO THE CONSOLIDATED CASH FLOW STATEMENT  
FOR THE YEAR ENDED 31ST MARCH 2001

	2001 £	2000 £
(i) Reconciliation of Operating Surplus to Net Cash Inflow from Operating Activities		
Operating Surplus	1,278,685	57,124
Depreciation Charges	60,142	58,340
(Increase) in Stocks	(8,167)	(18,313)
(Increase) in Debtors	(79,923)	(13,989)
Increase in Creditors	90,811	59,001
	<u>1,341,548</u>	<u>142,163</u>

(ii) Analysis of Changes in Cash and Cash Equivalents During the Year		
Balance as at 1st April 2000	1,444,978	1,378,914
Net Cash Inflow	1,431,483	66,064
Balance as at 31st March 2001	<u>2,876,461</u>	<u>1,444,978</u>

(iii) Analysis of the Balances of Cash and Cash Equivalents as Shown in the Balance Sheet				
	2001	2000	Change In Year	2000
	£	£	£	£
Cash at Bank and In Hand	978,241	1,265,154	(286,913)	45,623
Building Society Deposits	1,858,496	140,666	1,717,830	11,734
Farmers and Butchers Account	39,724	39,158	566	8,707
	<u>2,876,461</u>	<u>1,444,978</u>	<u>1,431,483</u>	<u>66,064</u>

(iv) Analysis of Changes in Financing During the Year				
	2001		2000	
	Farmers & Butchers	Endowment Fund	Farmers & Butchers	Endowment Fund
	£	£	£	£
Balance at 1st April 2000	39,158	1,194,974	30,451	653,678
Net Cash Inflow/(Outflow)	566	366,513	8,707	541,296
	<u>39,724</u>	<u>1,561,487</u>	<u>39,158</u>	<u>1,194,974</u>



**ST. GILES HOSPICE (Limited by Guarantee)**  
**NOTES TO THE FINANCIAL STATEMENTS**  
**FOR THE YEAR ENDED 31ST MARCH 2001**

## **1. FORMAT OF ACCOUNTS**

The accounts have been prepared in accordance with the requirements of the Companies Act 1985 and the recommendations of the Statement of Recommended Practice for Accounting by Charities published in October 1995.

## **2. ACCOUNTING POLICIES**

### **(a)Basis of Accounting**

The Financial Statements have been prepared on the historical cost basis of accounting. The group accounts consolidate the accounts of St. Giles Hospice and its subsidiaries, St. Giles Hospice Shops Limited and St. Giles Hospice (Promotions) Limited, whose accounts are also made up to 31st March.

### **(b)Depreciation**

Depreciation is calculated to write-off the tangible assets by equal instalments over their estimated useful lives. The principal rates in use are:

Freehold Buildings	not depreciated
Short Leasehold Properties	Over life of lease
Fixtures, Fittings and Equipment	20% of cost
Computer Equipment	20% of cost
Motor Vehicles	20% of cost

### **(c)Donations**

Donations are credited to income and expenditure accounts in the year in which they are received.

### **(d)Covenants**

Income receivable under Covenant, together with the associated income tax recovery, is credited to income and expenditure over the term of the Covenant in equal annual instalments.

### **(e)Capital Grants and Legacies**

Capital grants and legacies received are credited to the income and expenditure account in the year in which they are received.

### **(f)Contributions and Fees from District Health Authorities**

Contributions and Fees from District Health Authorities are credited to income and expenditure, to the extent that the amount payable has been confirmed, in the period in which they relate.

### **(g)Stock**

Stock is stated at the lower of cost and estimated net realisable value.

### **(h)Pension Costs**

Pension Costs for the Group Money Purchase Scheme are charged against income when paid.

## **3. NET INCOME FROM TRADING ACTIVITIES OF SUBSIDIARIES**

The charity has two wholly owned trading subsidiaries which are incorporated in the UK. St. Giles Hospice Shops Limited acts as an agent for St. Giles Hospice for the sale or other disposal of donated goods and also sells bought in goods which form its trading activities. St. Giles Hospice (Promotions) Limited has been formed to run a lottery. Both companies covenant their taxable profits to St. Giles Hospice. A summary of their trading results is shown in the profit and loss account, set out below:-

**ST. GILES HOSPICE (Limited by Guarantee)**  
**NOTES TO THE FINANCIAL STATEMENTS**  
**FOR THE YEAR ENDED 31ST MARCH 2001**

**3. NET INCOME FROM TRADING ACTIVITIES OF SUBSIDIARIES - continued**

**PROFIT AND LOSS ACCOUNTS**

	St. Giles Hospice Shops Limited £	St. Giles Hospice (Promotions) Limited £	Total 2001 £	Total 2000 £
Turnover	164,229	1,086,298	1,250,527	995,043
Cost of Sales/Prizes	75,362	320,726	396,088	354,925
Gross Profit	88,867	765,572	854,439	640,118
Sundry income		17,848	17,848	13,511
	88,867	783,420	872,287	653,629
Employee Expenses	18,432	75,437	93,869	86,830
Other Expenses	2,295	86,924	89,219	80,196
Depreciation		6,451	6,451	3,983
	20,727	168,812	189,539	171,009
Operating Profit	68,140	614,608	682,748	482,620
Interest Received	6,762	11,556	18,318	13,031
Profit for the Year	74,902	626,164	701,066	495,651
Amount Covenanted to St Giles Hospice	74,902	625,041	699,943	496,578
Retained in Subsidiary	0	1,123	1,123	(927)
Net Assets/(Liabilities)	2	(390)	(388)	(1,513)

**4. NET INCOME FROM SALE OF DONATED GOODS**

	2001 £	2000 £
Turnover	894,578	837,538
Employee Expenses	219,729	199,498
Other Expenses	289,112	244,599
Depreciation	1,886	1,703
	510,727	445,800
Profit for the Year	383,851	391,738

**ST. GILES HOSPICE (Limited by Guarantee)**  
**NOTES TO THE FINANCIAL STATEMENTS**  
**FOR THE YEAR ENDED 31ST MARCH 2001**

**5. DIRECT CHARITABLE EXPENDITURE**

	Unrestricted Funds £	Restricted Funds £	Endowment Funds £	Total 2001 £	Total 2000 £
Direct Charitable Services	2,380,966	51,081		2,432,047	2,230,014
Support Costs:					
Education and Training	82,075			82,075	74,388
Chapel	6,917	100		7,017	6,878
	<u>2,469,958</u>	<u>51,181</u>		<u>2,521,139</u>	<u>2,311,280</u>

**6. FUNDRAISING AND PUBLICITY**

	Unrestricted Funds £	Restricted Funds £	Endowment Funds £	Total 2001 £	Total 2000 £
Appeals	134,518			134,518	114,836
	<u>134,518</u>			<u>134,518</u>	<u>114,836</u>

**7. MANAGEMENT AND ADMINISTRATION**

	Unrestricted Funds £	Restricted Funds £	Endowment Funds £	Total 2001 £	Total 2000 £
Staff Costs	201,913			201,913	202,701
Office Expenses	76,215		4,879	81,094	67,306
Depreciation	5,180			5,180	3,351
Audit Fees	5,000			5,000	4,700
	<u>288,308</u>		<u>4,879</u>	<u>293,187</u>	<u>278,058</u>

**ST. GILES HOSPICE (Limited by Guarantee)**  
**NOTES TO THE FINANCIAL STATEMENTS**  
**FOR THE YEAR ENDED 31ST MARCH 2001**

**8. TOTAL RESOURCES EXPENDED**

	Staff Costs £	Depreciation £	Other Costs £	Total £
<b>Direct Charitable Expenditure</b>				
In-Patient Unit and Other Direct Charitable Services	1,792,820	53,149	586,078	2,432,047
<b>Support Costs:</b>				
Education and Training	74,997		7,078	82,075
Chapel	6,858		159	7,017
<b>Fundraising and Publicity</b>				
Appeals	88,081	1,813	44,624	134,518
<b>Management &amp; Administration</b>				
	201,913	5,180	86,094	293,187
	<u>2,164,669</u>	<u>60,142</u>	<u>724,033</u>	<u>2,948,844</u>

**9. EMPLOYEES AND VOLUNTEERS**

(a) Employees- The average number of persons employed during the year (including part-time but excluding volunteers)

	2001		2000	
	Wholetime Equivalent	Average Number	Wholetime Equivalent	Average Number
<b>Hospice</b>				
Hospice Services	77.57	104	75.78	103
Fundraising and Publicity	4.83	6	4.11	5
Management and Administration	17.82	27	16.58	20
	<u>100.22</u>	<u>137</u>	<u>96.47</u>	<u>128</u>
<b>Hospice Shops</b>	<u>20.0</u>	<u>33.0</u>	<u>19.1</u>	<u>30.9</u>
<b>Hospice Promotions</b>	<u>11</u>	<u>16</u>	<u>7</u>	<u>9</u>

(b) Volunteers

During the year the hospice has benefited substantially from the regular services of over 436 (2000: 438) volunteers.

Additionally, volunteers working in the Hospice Shops and its associated warehouse number approximately 360 (2000: 325).

Hospice promotions have also received the assistance of 10 (2000: 6) volunteers during the year.

(c) One employee earned between £60,000 - £70,000 (2000: £50,000 - £60,000) and no employees earned between £70,000 - £80,000 (2000: one employee £70,000 - £80,000).

(d) No member of the Council of Management or Director of St. Giles Hospice Shops Limited or St. Giles Hospice (Promotions) Limited, received any emoluments during the year (2000: £NIL).

**ST. GILES HOSPICE (Limited by Guarantee)**  
**NOTES TO THE FINANCIAL STATEMENTS**  
**FOR THE YEAR ENDED 31ST MARCH 2001**

**10. CHANGES IN RESOURCES AVAILABLE FOR CHARITY USE**

	Unrestricted Funds £	Restricted Funds £	Endowment Funds £	Total 2001 £	Total 2000 £
Net movement in retained funds for the year	531,038	397,160	367,079	1,295,277	580,661
Net increase in tangible fixed assets: for direct charitable purposes	50,911			50,911	90,551
for other purposes					
Net Movement in Funds available for Future Activities	581,949	397,160	367,079	1,346,188	671,212

**11. TANGIBLE FIXED ASSETS  
GROUP**

	Freehold Land & Buildings £	Motor Vehicles £	Short Leasehold Property £	Fixtures, Fittings, Equipment £	Total £
Cost at 1st April 2000	2,825,327	31,531	15,250	644,863	3,516,971
Additions	77,296			33,759	111,055
Disposals					
	2,902,623	31,531	15,250	678,622	3,628,026
Accumulated Depreciation at 1st April 2000	418,682	20,535	15,250	520,710	975,177
Charge for the Year		2,749		57,393	60,142
Adjustment on disposals					
	418,682	23,284	15,250	578,103	1,035,319
<b>Net Book Value</b> At 31st March 2001	2,483,941	8,247		100,519	2,592,707
At 31st March 2000	2,406,645	10,996		124,155	2,541,796
<b>Direct Charitable Purposes</b> In-Patient Unit and Other Direct Purposes	2,297,646	8,247		84,371	2,390,264
<b>Other Purposes</b> Appeals	62,098			3,281	65,379
St.Giles Hospice Shops Limited				327	327
St.Giles Hospice (Promotions) Limited				6,446	6,446
Management and Administration	124,197			6,094	130,291
	2,483,941	8,247		100,519	2,592,707

**Capital Commitments**

	Group and Company 2001	Group and Company 2000
Contracted not provided	835,700	17,677

**ST. GILES HOSPICE (Limited by Guarantee)**  
**NOTES TO THE FINANCIAL STATEMENTS**  
**FOR THE YEAR ENDED 31ST MARCH 2001**

**12. INVESTMENT**

	2001 £4	2000 £4
Shares in Group Companies at Cost		

The company owns the whole of the issued share capital, in the form of ordinary shares, in St. Giles Hospice Shops Limited and St. Giles Hospice (Promotions) Limited.

**13. ENDOWMENT FUNDS**

(i) The Farmers and Butchers Endowment Fund

	2001		2000	
	Group	Company	Group	Company
	£	£	£	£
Balance at 1st April 2000	39,158	39,158	30,451	30,451
Income from Donations & Interest	2,263	2,263	16,161	16,161
Transfers of Interest Earned	(1,697)	(1,697)	(7,454)	(7,454)
Balance at 1st April 2001	39,724	39,724	39,158	39,158

In accordance with the wishes of the Farmers and Butchers, monies donated by them have been credited to an Endowment fund. Income from the fund forms part of the unrestricted income of the charity.

(ii) Endowment Fund

	2001		2000	
	Group	Company	Group	Company
	£	£	£	£
Balance at 1st April 2000	1,194,974	1,194,974	653,678	653,678
Income and Profits on Sale of Shares	6,812	6,812	60,539	60,539
Increase/(Decrease) in Market Value of Investments	(137,035)	(137,035)	72,014	72,014
Transfer to accumulated fund	496,736	496,736	(2,257)	(2,257)
Transfer from/(to) Capital Appeal Fund			411,000	411,000
Balance at 31st March 2001	1,561,487	1,561,487	1,194,974	1,194,974

During 1993 the Council of Management decided to create an endowment fund, the principal to be invested and the interest to be used to contribute to meeting the running costs of the Hospice if required.

The Council of Management resolved to transfer £500,000 from the Accumulated Fund to the Endowment fund. Since these funds had not been transferred at the Year End the amounts on deposit in the Fund name differ from the fund balance.

**14. RESTRICTED FUNDS**

	Capital Appeal Funds		Other Restricted Funds	
	Group	Company	Group	Company
	£	£	£	£
Balance at 1st April 2000	2,544,895	2,544,895	12,640	12,640
Incoming Resources	193,142	193,142	4,018	4,018
Transfer from Accumulated Fund	200,000	200,000		
Total Net Assets	2,938,037	2,938,037	16,658	16,658

**ST. GILES HOSPICE (Limited by Guarantee)**  
**NOTES TO THE FINANCIAL STATEMENTS**  
**FOR THE YEAR ENDED 31ST MARCH 2001**

**15. ANALYSIS OF GROUP NET ASSETS BETWEEN FUNDS**

	Unrestricted Funds £	Restricted Funds £	Endowment Funds £	Total Funds £
<b>Fund Balances at 31st March 2001 are represented by:</b>				
Tangible fixed assets	108,766	2,483,941		2,592,707
Investments			914,489	914,489
Current assets	2,261,463	470,754	686,722	3,418,939
Current Liabilities	(495,056)			(495,056)
<b>Total Net Assets</b>	<b>1,875,173</b>	<b>2,954,695</b>	<b>1,601,211</b>	<b>6,431,079</b>

**16. DEBTORS**

	2001		2000	
	Group £	Company £	Group £	Company £
Amount owed by St.Giles Hospice Shops Limited		170,663		154,951
Other Debtors	15,495	9,343	17,495	13,297
Prepayments and Accrued Income	301,983	300,234	220,060	220,060
	<b>317,478</b>	<b>480,240</b>	<b>237,555</b>	<b>388,308</b>

**17. CREDITORS (AMOUNTS FALLING DUE WITHIN ONE YEAR)**

	2001		2000	
	Group £	Company £	Group £	Company £
Trade Creditors	57,229	36,426	40,087	28,354
Taxation and Social Security	45,283	45,283	62,076	47,161
Superannuation Contributions	12,905	12,905	10,737	10,737
Accruals and Deferred Income	379,639	162,146	291,347	119,879
	<b>495,056</b>	<b>256,760</b>	<b>404,247</b>	<b>206,131</b>

**18. ACCUMULATED FUND**

	2001		2000	
	Group £	Company £	Group £	Company £
Balance at 1st April 2000	1,293,224	1,294,739	1,226,389	1,226,977
Income and Expenditure	1,278,685	1,277,562	57,124	58,051
Transfer to Endowment Fund	(496,736)	(496,736)	9,711	9,711
Transfer to Capital Appeal Funds	(200,000)	(200,000)		
	<b>1,875,173</b>	<b>1,875,565</b>	<b>1,293,224</b>	<b>1,294,739</b>

**ST. GILES HOSPICE (Limited by Guarantee)**  
**NOTES TO THE FINANCIAL STATEMENTS**  
**FOR THE YEAR ENDED 31ST MARCH 2001**

**19. PENSIONS**

Staff previously employed by the National Health Service were, by concession and subject to certain conditions, eligible for membership of the National Health Service Superannuation Scheme. This concession has now been withdrawn for anyone who is not already a member, but as from January 1995 St. Giles Hospice introduced its own group money purchase scheme.

**20. STATUS**

The company is limited by guarantee and has no share capital. The liability of each member under his or her guarantee does not exceed £1. The guarantee remains in force for one year after cessation of his or her membership of the company.



St Giles Hospice

12 FEB 2002

Admin Dept. received



Companies House

— for the record —

## NOTICE OF REJECTION OF ACCOUNTS

ST. GILES HOSPICE  
FISHERWICK ROAD  
WHITTINGTON  
LITCHFIELD  
STAFFS WS14 9LH

Crown Way Cardiff CF14 3UZ  
Telephone 029 20380601  
Fax 029 20380900  
DX 33050  
www.companieshouse.gov.uk

Date 29-1-02

### Your reference:

Please quote our reference: **Reject Accounts /** 502014

To avoid a late filing penalty, **acceptable** accounts must be (or should have been) received at Companies House by 12 202.

The attached accounts cannot be accepted for filing. We have ticked the reason(s) why below. **Please read carefully the guidance given.**

### COMPANY NAME/NUMBER

- 1 ☐ The correct company number has not been given or it does not correspond with the company name shown on our records. We have shown in red what we believe to be the correct company number. You may need to check your *Certificate of Incorporation* to confirm the correct number.

### ACCOUNTING REFERENCE DATE

- 2 ☐ The balance sheet is not made up to the correct accounting reference date or the date is missing. According to our records the date is or was \_\_\_\_\_. It is only possible to change the date on our records to the one you require if you complete and return, together with the accounts, the attached form 225 by \_\_\_\_\_. This date may have already passed, if so the accounts will need to be prepared from \_\_\_\_\_ to \_\_\_\_\_.
- 3 ☐ A first set of accounts must commence on the date of incorporation regardless of when the company started to trade. The company's date of incorporation was \_\_\_\_\_.
- 4 ☐ The accounts cover a period of over 18 months.

**PLEASE CHECK PAGE 2 OF THE NOTICE.**

FOR OFFICIAL USE ONLY:  
RO PD PL FORMS

GBA 1 2 3 4 5 6 7 9

R2 13





## Companies House

— for the record —

### DOCUMENT QUALITY

- 5 ☐ The accounts are not in a format that would allow the Registrar to capture an acceptable electronic image. Please see enclosed notes on the Registrar's requirements.


### INCOMPLETE ACCOUNTS

**Companies House cannot tell you how to prepare your company accounts, or give you details about what the individual elements of those accounts contain. An accountant would have specialist knowledge of this or you can find the relevant details in the Companies Act. We can only offer guidance on what documents make up a set of accounts, what exemptions you may be able to take advantage of and whether you will need to appoint an auditor.**

- 6 ☐ The director's report is absent [*must be included with full, small company or medium abbreviated accounts*].
- 7 ☐ The balance sheet is absent [*must be included with all accounts*].
- 8 ☐ A profit and loss or income and expenditure account is absent [*must be included with full, small company or medium abbreviated accounts. Please add a note to the Directors Report if the company is non-trading.*]
- 9 ☐ Notes are indicated but are not included.
- 10 ☐ A special auditor's report is absent. It should state that in the auditor's opinion the company is entitled to deliver abbreviated accounts and that they have been properly prepared in accordance with section 246(5), 246(6) or 246A(3) of the Companies Act 1985, as the case maybe [*must be included with small/medium abbreviated accounts*].
- 11 ☐ An auditor's report is absent [*the company may not be required to have an audit; if this is so the balance sheet must contain the relevant exemption statements shown on page 3 of this notification*].
- 12 ☐ An accountant's report is required, as an exemption under section **249A(2)** has been quoted on the balance sheet. [*This exemption can be claimed by charities with a gross income of between £90,000 and £250,000. If the company is not a charity you may have misquoted the exemption and need to change it to read **249A(1)** which refers to full exemption from audit for companies with a turnover of less than £350,000 or £1m for accounts made up to, or after 26 July 2000.*] **If you are a charity, please seek the advice of your accountant who will be able to produce the relevant report.**

**PLEASE CHECK PAGE 3 OF THE NOTICE.**





**Companies House**  
— for the record —

**SIGNATURES**

- 13 ☐ The directors report must be signed by a director or company secretary.
- 14 ☐ The accountant's report must show the name and be signed by the reporting accountant.
- 15 ☐ The audit report must be signed by a registered auditor.
- 16 ☐ The balance sheet must be signed by a director of the company where indicated.

**EXEMPTION STATEMENTS**

**Certain small or medium sized companies may prepare accounts for their members under section 246 and 246A of the Companies Act. They may also prepare and deliver abbreviated accounts to Companies House. Small companies with a turnover of less than £350,000 or £1m if made up to, or after 26 July 2000, [£250,000 for a charity] and assets of less than £1.4 million can claim additional audit exemptions.**

- 17 ☐ Accounts that claim full exemption from audit must have the following statements on the balance sheet above the directors signature:

**“For the year ended ..... the company was entitled to exemption under section 249A (1) of the Companies Act 1985” [Quote 249A(2) if the company is a charity with a turnover between £90,000 and £250,000]**

**“No members have required the company to obtain an audit of its accounts for the year in question in accordance with section 249B(2)”**

**“The directors acknowledge their responsibility for:**

**i) Ensuring the company keeps accounting records which comply with section 221; and**

**ii) Preparing accounts which give a true and fair view of the state of affairs of the company as at the end of its financial year, and of its profit and loss for the financial year in accordance with section 226, and which otherwise comply with the requirements of the Companies Act relating to accounts, so far as applicable to the company.**

*[a company filing abbreviated accounts will need to make a further statement, see paragraph 18 on page 4]*

**PLEASE CHECK PAGE 4 OF THE NOTICE.**





## Companies House

— for the record —

### EXEMPTION STATEMENTS (continued)

- 18 ☐ Abbreviated accounts must have the following statement on the balance sheet above the directors signature **"The accounts are prepared in accordance with the special provisions of part VII of the Companies Act 1985 relating to small companies"**.
- 19 ☐ Small company accounts must have the following statement on the balance sheet above the directors signature or in the directors report **"The accounts are prepared in accordance with the special provisions of part VII of the Companies Act 1985 relating to small companies"**.

### OTHER GUIDANCE

- 20 ☐ Faxes cannot be accepted for filing. We can only accept documents that are physically delivered to Companies House by mail or by hand.

- 21 ☒ Consolidate Group Balance Sheet required

### DOCUMENT EXAMINATION BRANCH

