


Company Registration Number 00553431 (England and Wales)

HOARE (FAREHAM) LIMITED

ACCOUNTS

FOR THE YEAR ENDED 31 JULY 2023

PAGES FOR FILING WITH REGISTRAR



HOARE (FAREHAM) LIMITED

CONTENTS

	Page
Balance sheet	1 - 2
Notes to the financial statements	3 - 7

HOARE (FAREHAM) LIMITED

BALANCE SHEET

AS AT 31 JULY 2023

	Notes	2023 £	£	2022 £	£
Fixed assets					
Tangible assets	3		3,983		5,025
Investment property	4		700,000		700,000
			<u>703,983</u>		<u>705,025</u>
Current assets					
Stocks		500		500	
Debtors	5	111,100		109,737	
Cash at bank and in hand		48,981		279,621	
		<u>160,581</u>		<u>389,858</u>	
Creditors: amounts falling due within one year	6	<u>(402,545)</u>		<u>(29,250)</u>	
Net current (liabilities)/assets			<u>(241,964)</u>		<u>360,608</u>
Total assets less current liabilities			<u>462,019</u>		<u>1,065,633</u>
Provisions for liabilities			<u>(103,062)</u>		<u>(103,887)</u>
Net assets			<u><u>358,957</u></u>		<u><u>961,746</u></u>
Capital and reserves					
Called up share capital			3,600		5,000
Capital redemption reserve			1,400		-
Other reserves			410,864		410,864
Profit and loss reserves			<u>(56,907)</u>		<u>545,882</u>
Total equity			<u><u>358,957</u></u>		<u><u>961,746</u></u>

The directors of the company have elected not to include a copy of the profit and loss account within the financial statements.

For the financial year ended 31 July 2023 the company was entitled to exemption from audit under section 477 of the Companies Act 2006 relating to small companies.

The directors acknowledge their responsibilities for complying with the requirements of the Companies Act 2006 with respect to accounting records and the preparation of financial statements.

The members have not required the company to obtain an audit of its financial statements for the year in question in accordance with section 476.


These financial statements have been prepared and delivered in accordance with the provisions applicable to companies subject to the small companies regime.

HOARE (FAREHAM) LIMITED


BALANCE SHEET (CONTINUED)

AS AT 31 JULY 2023

The financial statements were approved by the board of directors and authorised for issue on 09/01/24 and are signed on its behalf by:


.....

Mr W E Fisher
Director


.....

Mr M P Campion
Director

Company registration number 00553431 (England and Wales)

HOARE (FAREHAM) LIMITED

NOTES TO THE FINANCIAL STATEMENTS

FOR THE YEAR ENDED 31 JULY 2023

1 Accounting policies

Company information

Hoare (Fareham) Limited is a private company limited by shares incorporated in England and Wales. The registered office is 130 Bridge Road, Sarisbury Green, Southampton, Hampshire, SO31 7EL.

1.1 Accounting convention

These financial statements have been prepared in accordance with FRS 102 "The Financial Reporting Standard applicable in the UK and Republic of Ireland" ("FRS 102") and the requirements of the Companies Act 2006 as applicable to companies subject to the small companies regime. The disclosure requirements of section 1A of FRS 102 have been applied other than where additional disclosure is required to show a true and fair view.

The financial statements are prepared in sterling, which is the functional currency of the company. Monetary amounts in these financial statements are rounded to the nearest £.

The financial statements have been prepared under the historical cost convention. The principal accounting policies adopted are set out below.

1.2 Turnover

Turnover represents invoices raised for the provision of building and contracting services. Invoices are recognised on the date of the invoice raised and an adjustment is made where services related to a future period.

1.3 Tangible fixed assets

Tangible fixed assets are initially measured at cost and subsequently measured at cost or valuation, net of depreciation and any impairment losses.

Tangible fixed assets include investment properties professionally valued by Chartered Surveyors on an existing use open market value basis. Other tangible fixed assets are stated at cost less depreciation. Depreciation is provided at rates calculated to write off the cost less estimated residual value of each asset over its expected useful life, as follows:

Plant and machinery	25% reducing balance
Fixtures, fittings & equipment	20% reducing balance
Motor vehicles	25% reducing balance

The gain or loss arising on the disposal of an asset is determined as the difference between the sale proceeds and the carrying value of the asset, and is credited or charged to profit or loss.

1.4 Investment property

Investment property, which is property held to earn rentals and/or for capital appreciation, is initially recognised at cost, which includes the purchase cost and any directly attributable expenditure. Subsequently it is measured at fair value at the reporting end date. Changes in fair value are recognised in profit or loss.

1.5 Impairment of fixed assets

At each reporting period end date, the company reviews the carrying amounts of its tangible assets to determine whether there is any indication that those assets have suffered an impairment loss. If any such indication exists, the recoverable amount of the asset is estimated in order to determine the extent of the impairment loss (if any). Where it is not possible to estimate the recoverable amount of an individual asset, the company estimates the recoverable amount of the cash-generating unit to which the asset belongs.

HOARE (FAREHAM) LIMITED

NOTES TO THE FINANCIAL STATEMENTS (CONTINUED)

FOR THE YEAR ENDED 31 JULY 2023

1 Accounting policies

(Continued)

Recoverable amount is the higher of fair value less costs to sell and value in use. In assessing value in use, the estimated future cash flows are discounted to their present value using a pre-tax discount rate that reflects current market assessments of the time value of money and the risks specific to the asset for which the estimates of future cash flows have not been adjusted.

If the recoverable amount of an asset (or cash-generating unit) is estimated to be less than its carrying amount, the carrying amount of the asset (or cash-generating unit) is reduced to its recoverable amount. An impairment loss is recognised immediately in profit or loss, unless the relevant asset is carried at a revalued amount, in which case the impairment loss is treated as a revaluation decrease.

Recognised impairment losses are reversed if, and only if, the reasons for the impairment loss have ceased to apply. Where an impairment loss subsequently reverses, the carrying amount of the asset (or cash-generating unit) is increased to the revised estimate of its recoverable amount, but so that the increased carrying amount does not exceed the carrying amount that would have been determined had no impairment loss been recognised for the asset (or cash-generating unit) in prior years. A reversal of an impairment loss is recognised immediately in profit or loss, unless the relevant asset is carried at a revalued amount, in which case the reversal of the impairment loss is treated as a revaluation increase.

1.6 Stocks

Stocks are stated at the lower of cost and estimated selling price less costs to complete and sell. Cost comprises direct materials and, where applicable, direct labour costs and those overheads that have been incurred in bringing the stocks to their present location and condition.

Stocks held for distribution at no or nominal consideration are measured at the lower of cost and replacement cost, adjusted where applicable for any loss of service potential.

At each reporting date, an assessment is made for impairment. Any excess of the carrying amount of stocks over its estimated selling price less costs to complete and sell is recognised as an impairment loss in profit or loss. Reversals of impairment losses are also recognised in profit or loss.

1.7 Cash and cash equivalents

Cash and cash equivalents are basic financial assets and include cash in hand, deposits held at call with banks, other short-term liquid investments with original maturities of three months or less, and bank overdrafts. Bank overdrafts are shown within borrowings in current liabilities.

1.8 Financial instruments

The company has elected to apply the provisions of Section 11 'Basic Financial Instruments' and Section 12 'Other Financial Instruments Issues' of FRS 102 to all of its financial instruments.

Financial instruments are recognised in the company's balance sheet when the company becomes party to the contractual provisions of the instrument.

Financial assets and liabilities are offset, with the net amounts presented in the financial statements, when there is a legally enforceable right to set off the recognised amounts and there is an intention to settle on a net basis or to realise the asset and settle the liability simultaneously.

Basic financial assets

Basic financial assets, which include debtors and cash and bank balances, are initially measured at transaction price including transaction costs and are subsequently carried at amortised cost using the effective interest method unless the arrangement constitutes a financing transaction, where the transaction is measured at the present value of the future receipts discounted at a market rate of interest. Financial assets classified as receivable within one year are not amortised.

HOARE (FAREHAM) LIMITED

NOTES TO THE FINANCIAL STATEMENTS (CONTINUED)

FOR THE YEAR ENDED 31 JULY 2023

1 Accounting policies

(Continued)

Classification of financial liabilities

Financial liabilities and equity instruments are classified according to the substance of the contractual arrangements entered into. An equity instrument is any contract that evidences a residual interest in the assets of the company after deducting all of its liabilities.

Basic financial liabilities

Basic financial liabilities, including creditors, bank loans, loans from fellow group companies and preference shares that are classified as debt, are initially recognised at transaction price unless the arrangement constitutes a financing transaction, where the debt instrument is measured at the present value of the future payments discounted at a market rate of interest. Financial liabilities classified as payable within one year are not amortised.

Debt instruments are subsequently carried at amortised cost, using the effective interest rate method.

Trade creditors are obligations to pay for goods or services that have been acquired in the ordinary course of business from suppliers. Amounts payable are classified as current liabilities if payment is due within one year or less. If not, they are presented as non-current liabilities. Trade creditors are recognised initially at transaction price and subsequently measured at amortised cost using the effective interest method.

1.9 Equity instruments

Equity instruments issued by the company are recorded at the proceeds received, net of transaction costs. Dividends payable on equity instruments are recognised as liabilities once they are no longer at the discretion of the company.

1.10 Taxation

The tax expense represents the sum of the tax currently payable and deferred tax.

Current tax

The tax currently payable is based on taxable profit for the year. Taxable profit differs from net profit as reported in the profit and loss account because it excludes items of income or expense that are taxable or deductible in other years and it further excludes items that are never taxable or deductible. The company's liability for current tax is calculated using tax rates that have been enacted or substantively enacted by the reporting end date.

Deferred tax

Deferred tax liabilities are generally recognised for all timing differences and deferred tax assets are recognised to the extent that it is probable that they will be recovered against the reversal of deferred tax liabilities or other future taxable profits. Such assets and liabilities are not recognised if the timing difference arises from goodwill or from the initial recognition of other assets and liabilities in a transaction that affects neither the tax profit nor the accounting profit.

The carrying amount of deferred tax assets is reviewed at each reporting end date and reduced to the extent that it is no longer probable that sufficient taxable profits will be available to allow all or part of the asset to be recovered. Deferred tax is calculated at the tax rates that are expected to apply in the period when the liability is settled or the asset is realised. Deferred tax is charged or credited in the profit and loss account, except when it relates to items charged or credited directly to equity, in which case the deferred tax is also dealt with in equity. Deferred tax assets and liabilities are offset when the company has a legally enforceable right to offset current tax assets and liabilities and the deferred tax assets and liabilities relate to taxes levied by the same tax authority.

HOARE (FAREHAM) LIMITED

NOTES TO THE FINANCIAL STATEMENTS (CONTINUED) FOR THE YEAR ENDED 31 JULY 2023

1 Accounting policies

(Continued)

1.11 Employee benefits

The costs of short-term employee benefits are recognised as a liability and an expense, unless those costs are required to be recognised as part of the cost of stock or fixed assets.

The cost of any unused holiday entitlement is recognised in the period in which the employee's services are received.

Termination benefits are recognised immediately as an expense when the company is demonstrably committed to terminate the employment of an employee or to provide termination benefits.

1.12 Retirement benefits

Payments to defined contribution retirement benefit schemes are charged as an expense as they fall due.

1.13 Leases

Rental income from operating leases is recognised on a straight line basis over the term of the relevant lease. Initial direct costs incurred in negotiating and arranging an operating lease are added to the carrying amount of the leased asset and recognised on a straight line basis over the lease term.

2 Employees

The average monthly number of persons (including directors) employed by the company during the year was:

	2023 Number	2022 Number
Total	-	2

3 Tangible fixed assets

	Plant and machinery etc £
Cost	
At 1 August 2022 and 31 July 2023	58,449
Depreciation and impairment	
At 1 August 2022	53,424
Depreciation charged in the year	1,042
At 31 July 2023	54,466
Carrying amount	
At 31 July 2023	3,983
At 31 July 2022	5,025

HOARE (FAREHAM) LIMITED

NOTES TO THE FINANCIAL STATEMENTS (CONTINUED)

FOR THE YEAR ENDED 31 JULY 2023

4 Investment property

	2023
	£
Fair value	
At 1 August 2022 and 31 July 2023	700,000

The fair value of the investment property has been arrived at on the basis of a valuation carried out by the Directors of the company. The valuation was made on an open market value basis by reference to market evidence of transaction prices for similar properties.

5 Debtors

	2023	2022
	£	£
Amounts falling due within one year:		
Trade debtors	82,285	101,960
Other debtors	28,815	7,777
	<u>111,100</u>	<u>109,737</u>

6 Creditors; amounts falling due within one year

	2023	2022
	£	£
Trade creditors	13,814	11,126
Corporation tax	18,383	4,803
Other taxation and social security	27,898	11,221
Other creditors	342,450	2,100
	<u>402,545</u>	<u>29,250</u>

7 Control

The company is under the control of Mr M P Campion and Mr W E Fisher.

8 Directors' transactions

Interest free loans have been granted to the company by its directors as follows:

Description	% Rate	Opening balance £	Amounts advanced £	Closing balance £
Mr W E Fisher -	-	-	275,000	275,000
Mr M P Campion -	-	-	40,000	40,000
		<u>-</u>	<u>315,000</u>	<u>315,000</u>