


THE GREATEST OF THESE LIMITED
FINANCIAL STATEMENTS
FOR THE YEAR ENDED
31ST OCTOBER 2014

Company number: 07809897



PICKERING
CHARTERED ACCOUNTANTS

REPORT OF THE DIRECTORS

The directors have pleasure in presenting their report and financial statements for the year ended 31st October 2014.

Principal activities

The principal activity of the company throughout the year was the sale of clothing.

Directors and their interests

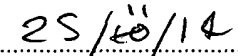
M Withers & D Withers served as director throughout the year.


Small company rules


These financial statements have been prepared in accordance with the provisions applicable to companies subject to the small companies regime in Part 15 of the Companies Act 2006.

By order of the board


.....
M Withers - Director


.....
Date


.....
D Withers - Director


.....
Date

CHARTERED ACCOUNTANTS REPORT TO THE BOARD OF DIRECTORS
ON THE UNAUDITED FINANCIAL STATEMENTS OF
THE GREATEST OF THESE LIMITED

In accordance with our engagement letter and in order to assist you to fulfil your duties under the Companies Act 2006, we have compiled the financial statements of the company which comprise the profit and loss account, statement of total recognised gains and losses, balance sheet and related notes from the accounting records and information and explanations you have given to us.

This report is made to the company's board of directors as a body, in accordance with the terms of our engagement. Our work has been undertaken so that we might compile the financial statements that we have been engaged to compile, report to the company's board of directors that we have done so, and state those matters that we have agreed to state to them in this report and for no other purpose. To the fullest extent permitted by law, we do not accept or assume responsibility to anyone other than the company and the company's board of directors, as a body, for our work or for this report.

We have carried out this engagement in accordance with technical guidance issued by the ICAEW and have complied with the ethical guidance laid down by the ICAEW relating to members undertaking the compilation of financial statements.

You acknowledged on the balance sheet as at 31st October 2014 your duty to ensure that the company has kept proper accounting records and to prepare financial statements that give a true and fair view under the Companies Act 2006. You consider that the company is exempt from the statutory requirement for an audit for the year.

We have not been instructed to carry out an audit of the financial statements. For this reason, we have not verified the accuracy or completeness of the accounting records or information or explanations you have given to us and we do not, therefore, express any opinion on the financial statements.



Pickering
Chartered Accountants

25 NOV 2014

10 Oxford Street
Malmesbury, Wiltshire

THE GREATEST OF THESE LIMITED
PROFIT AND LOSS ACCOUNT
FOR THE YEAR ENDED 31ST OCTOBER 2014

Company Number:07809897

		Year ended 2014	year ended 2013
	Notes	£	£
TURNOVER	2	2,261	2,532
Cost of sales		<u>(2,190)</u>	<u>(1,298)</u>
GROSS PROFIT		71	1,234
Administrative expenses		<u>(752)</u>	<u>(1,237)</u>
OPERATING LOSS	3	(681)	(3)
LOSS ON ORDINARY ACTIVITIES BEFORE TAXATION		<u>(681)</u>	<u>(3)</u>
Taxation	6	<u>-</u>	<u>-</u>
LOSS ON ORDINARY ACTIVITIES AFTER TAXATION		<u>(681)</u>	<u>(3)</u>
		<u>£ (681)</u>	<u>£ (3)</u>

There are no recognised gains or losses in the year other than the loss for the year.

THE GREATEST OF THESE LIMITED
BALANCE SHEET
AS AT 31ST OCTOBER 2014

Company number:07809897


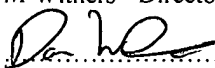
		2014	2013
	Notes	£	£
FIXED ASSETS:			
Tangible assets		-	-
CURRENT ASSETS:			
Debtors	7	-	-
Stock	8	600	1,550
Cash at bank and in hand		1,245	1,097
		<u>1,845</u>	<u>2,647</u>
CREDITORS:			
Amounts falling due within one year	9	(2,507)	(2,628)
NET CURRENT LIABILITIES / ASSETS:		<u>(662)</u>	<u>19</u>
TOTAL ASSETS LESS CURRENT LIABILITIES:		<u>£ (662)</u>	<u>£ 19</u>
CAPITAL AND RESERVES			
Called up share capital	10	2	2
Profit and loss	11	(664)	17
SHAREHOLDERS' FUNDS		<u>£ (662)</u>	<u>£ 19</u>

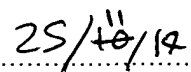

These financial statements have been prepared in accordance with the provisions applicable to companies subject to the small companies regime in Part 15 of the Companies Act 2006 and with the Financial Reporting Standard for Smaller Entities (effective April 2008).

The directors consider that for the period ended 31st October 2014 the company was entitled to exemption from audit under the sections 477 of the Companies Act 2006 and no members have deposited a notice under section 476 requiring an audit.

The directors acknowledge their responsibilities for ensuring that the company keeps accounting records which comply with section 386 of the Act and for preparing accounts which give a true and fair view of the state of affairs of the company as at 31st October 2014 and of its profit or loss for the financial year in accordance with the requirements of sections 394 and 395, and which otherwise comply with the requirements of the Act 2006 relating to accounts, so far as applicable to the company.

APPROVED BY THE BOARD


M Withers - Director

D Withers - Director


Date

Date

1 ACCOUNTING POLICIES

(a) Accounting basis and standards

These financial statements have been prepared in accordance with the provisions applicable to companies subject to the small companies regime in Part 15 of the Companies Act 2006 and with the Financial Reporting Standard for Smaller Entities (effective April 2008).

(b) Depreciation

Depreciation on fixed assets is provided at rates estimated to write off the cost or revalued amounts, less estimated residual value, of each asset over its expected useful life as follows:-

Office equipment:	25% reducing balance
Plant:	25% reducing balance
Motor vehicle:	25% reducing balance

(c) Leasing and hire purchase commitments.

Assets held under finance leases and hire purchase contracts are capitalised in the balance sheet and are depreciated over their useful lives.

The interest element of the rental obligations is charged to profit and loss account on a straight line basis.

Rentals under operating leases have been charged to profit and loss account as they are paid.

(d). Stocks

Stocks are valued at the lower of cost and net realisable value.

(e) Deferred Taxation

Deferred Taxation in respect of capital allowances and other timing differences is not provided as in the opinion of the directors a liability on an asset is not expected to crystallise in the foreseeable future.

(f) Investments

Current asset investments are stated at the lower of cost and net realisable value.

2 TURNOVER

Turnover represents the amount derived from the provision of goods and services which fall within the company's ordinary activities stated net of value added tax.

	2014	2013
	£	£
3 OPERATING PROFIT		
The operating profit is stated after charging:		
Depreciation of fixed assets	-	-
	<u>-</u>	<u>-</u>
4 INVESTMENT INCOME AND INTEREST RECEIVABLE		
Interest received and receivable	-	-
Bank interest	-	-
	<u>-</u>	<u>-</u>
	<u>-</u>	<u>-</u>
5 INFORMATION ON DIRECTORS AND EMPLOYEES		
Total staff & Directors costs		
Wages and salaries	-	-
Other pension & health costs	-	-
	<u>-</u>	<u>-</u>
	<u>-</u>	<u>-</u>
6 TAX ON PROFIT ON ORDINARY ACTIVITIES		
The taxation charge comprises:	-	-
	<u>-</u>	<u>-</u>

THE GREATEST OF THESE LIMITED
NOTES TO THE FINANCIAL STATEMENTS (CONTINUED)
FOR THE YEAR ENDED 31ST OCTOBER 2014

Company number:07809897

	2014	2013
	£	£
7 DEBTORS		
Trade debtors	-	-
Amounts owed by group undertakings and undertakings in which the company has a participating interest	-	-
Taxes	-	-
	<u>-</u>	<u>-</u>
	<u>-</u>	<u>-</u>
8 STOCK	<u>600</u>	<u>1550</u>
9 CREDITORS: AMOUNTS FALLING DUE WITHIN ONE YEAR		
Trade creditors	-	-
Taxation and social security	-	-
Directors loan account	2,147	2,268
Other creditors	360	360
	<u>2,507</u>	<u>2,628</u>
	<u>2,507</u>	<u>2,628</u>
10 SHARE CAPITAL		
Allotted, called up and fully paid:		
Ordinary shares of £1 each	<u>2</u>	<u>2</u>
11 PROFIT AND LOSS ACCOUNT		
Retained profit brought forward	17	20
Profit for the year	(681)	(3)
Dividend	-	-
Retained profit carried forward	<u>(664)</u>	<u>17</u>